

You will need

- a piece of paper

A fraction tells us how many parts of a whole we have. For example, take a sheet of paper.

Tear it into four equal pieces. Keep hold of three pieces; put the remaining piece on the table.

You are holding three quarters, or $\frac{3}{4}$ of the original sheet of paper. One quarter, or $\frac{1}{4}$ is on the table.

3


Numerator - Expresses the number of 'parts' compared to the whole (or, how many pieces of paper we have).

4

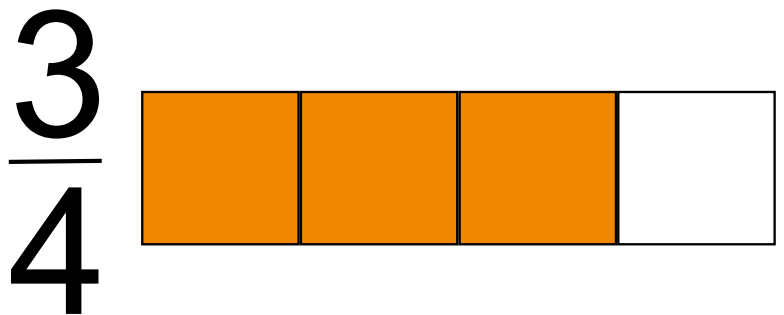
Denominator - Expresses the number of 'parts' in a whole (or, the total number of pieces of paper).

Different ways to represent a fraction:

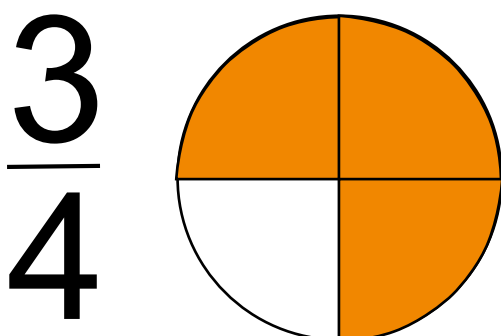
Part of a Group =



Fraction Bar =

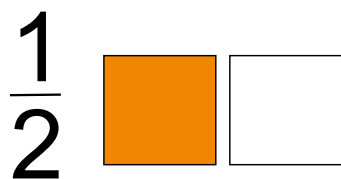


Fraction Circle =

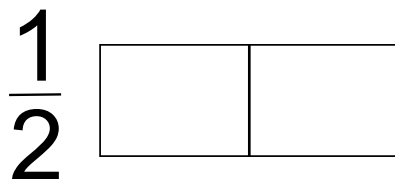


Can you colour the different fractions? The first one is done for you.

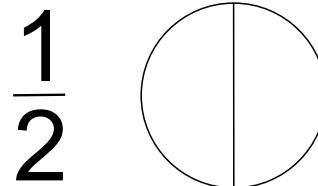
Part of a Group =



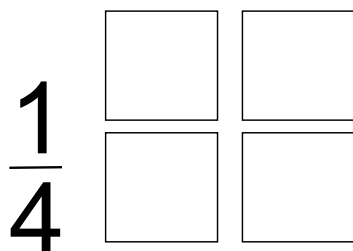
Fraction Bar =




Fraction Circle =



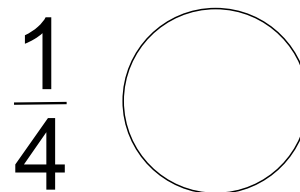
Part of a Group =



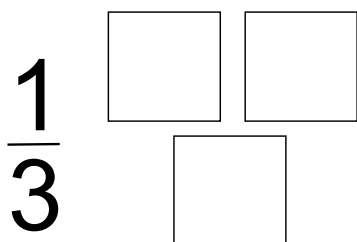
Fraction Bar =




Fraction Circle =




Part of a Group =



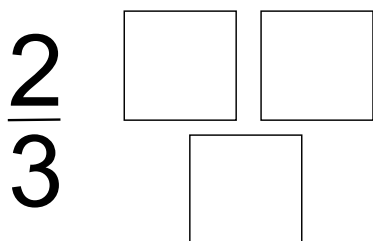
Fraction Bar =



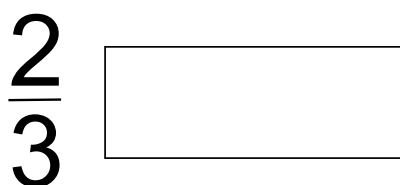
Fraction Circle =




Part of a Group =



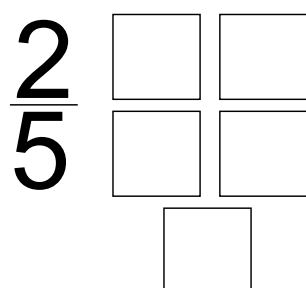
Fraction Bar =



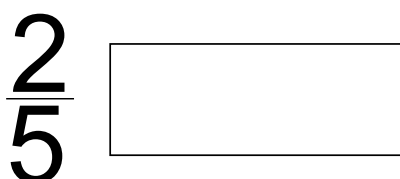
Fraction Circle =



Part of a Group =



Fraction Bar =



Fraction Circle =

