


GO! Broken Dishes 6" Block Pattern





Finished Block Size 6" x 6"




GO!® Dies Used, Number of Shapes to Cut & Fabric Requirements

Fabric Color	Shape	GO! Dies Used	Number of Shapes to Cut	Fabric Required for One Block
Light Blue		GO! Half Square Triangle-1½" Finished Square (55319)	4	1/8 yard
Pink		GO! Quarter Square Triangle-3" Finished Square (55396)	4	1/4 yard
Pink		GO! Square on Point-2 ⁵ / ₈ " (2 ¹ / ₈ " Finished) (55394)	1	Yardage included above
Pink		GO! Half Square Triangle-1½" Finished Square (55319)	4	Yardage included above
Blue		GO! Half Square Triangle-1½" Finished Square (55319)	4	1/8 yard
Green		GO! Half Square Triangle-1½" Finished Square (55319)	8	1/8 yard

Block Sewing Directions

1. Pin and sew one pink and one blue 1½" finished half square triangle (HST) together as shown. Press seams toward blue triangles. Make two HST units. 
2. Pin and sew one pink and one green 1½" finished HST together as shown. Press seams toward green triangles. Make two HST units. 
3. Pin and sew one blue 1½" finished HST to opposite sides of one pink 2⁵/₈" square on point as shown. Press seams toward blue HSTs. 
4. Pin and sew one green 1½" finished HST to opposite sides of one combined unit to create a square in a square unit as shown. Press seams toward green HSTs. 


Alternate Four Block Option



5. Pin and sew one pink 3" finished quarter square triangle (QST), one light blue 1½" finished HST and one green 1½" finished HST together to form a flying geese unit. Make two flying geese units of each coloration shown.



6. Lay out block units following block diagram.
7. Pin and sew one flying geese unit to each side of square in square unit. Press seams open.
8. Pin and sew one HST unit to each side of one flying geese unit. Make two combined units.
9. Pin and sew one combined unit to top and bottom of block center to complete block. Press seams open.



TIPS:

Combine with other GO! Mix & Match Quilt Blocks such as Broken Sash or Mosaic No. 10.