


## GO! Flock of Geese 6" Block Pattern






Finished Block Size 6" x 6"




### GO!® Dies Used, Number of Shapes to Cut & Fabric Requirements

Fabric Color	Shape	GO! Dies Used	Number of Shapes to Cut	Fabric Required for One Block
Orange		GO! Half Square Triangle-3" Finished Square (55009)	2	1/4 yard
Light Orange		GO! Half Square Triangle-3" Finished Square (55009)	2	1/4 yard
Blue		GO! Half Square Triangle-1½" Finished Square (55319)	8	1/8 yard
Light Blue		GO! Half Square Triangle-1½" Finished Square (55319)	8	1/8 yard

### Block Sewing Directions

1. Pin and sew one light blue and one blue 1½" finished half square triangle (HST) right sides together as shown. Press seams toward blue triangles. Make eight HST units. 
2. Pin and sew four HST units together into a 4-Patch as shown. Make two 4-Patch units. Press seams open. 
3. Pin and sew one orange and one light orange 3" finished HST together as shown. Press seams toward orange triangles. Make two triangle quarter block units. 
4. Lay out two triangle quarter block units and two 4-Patch quarter block units as shown. 
5. Pin and sew into half blocks. Press seams toward triangle quarter block unit. Make two half blocks. 
6. Pin and sew half blocks together to complete the block. Press seams using pinwheel method.

### Alternate Four Block Option



#### TIPS:

Combine with other GO! Mix & Match Quilt Blocks such as *Hovering Hawks* or *Jewel Box*.