





## GO! Peace & Plenty 6" Block Pattern

Finished Block Size 6" x 6"




### GO!® Dies Used, Number of Shapes to Cut & Fabric Requirements

Fabric Color	Shape	GO! Dies Used	Number of Shapes to Cut	Fabric Required for One Block
Light Pink		GO! Quarter Square Triangle-3" Finished Square (55396)	4	1/4 yard
Blue		GO! Half Square Triangle-1½" Finished Square (55319)	8	1/8 yard
Pink		GO! Quarter Square Triangle-3" Finished Square (55396)	4	1/4 yard
Medium Blue		GO! Half Square Triangle-1½" Finished Square (55319)	8	1/8 yard

### Block Sewing Directions

1. Pin and sew one blue and one medium blue 1½" finished half square triangle (HST) together as shown. Make four HST units. Press seams toward blue triangles.
2. Pin and sew one blue and one medium blue 1½" finished HST to one HST unit as shown. Press seams toward added triangles. Make four combined units.
3. Pin and sew one pink and one light pink 3" finished quarter square triangle (QST) together as shown. Press seams toward pink 3" finished QST. Make four corner units.
4. Pin and sew one combined unit and one corner unit together into quarter block as shown. Press seams toward corner unit. Make four quarter blocks.
5. Pin and sew two quarter blocks into half blocks. Press seams open. Make two half blocks. Pin and sew half blocks together to complete block. Press seams using pinwheel method.



### Alternate Four Block Option



### TIPS:

Combine with other GO! Mix & Match Quilt Blocks such as Propeller or Turnstile.