





GO! Yankee Puzzle No. 2 6" Block Pattern

Finished Block Size 6" x 6"




GO!® Dies Used, Number of Shapes to Cut & Fabric Requirements

Fabric Color	Shape	GO! Dies Used	Number of Shapes to Cut	Fabric Required for One Block
Light Pink		GO! Quarter Square Triangle-3" Finished Square (55396)	8	1/4 yard
Medium Pink		GO! Quarter Square Triangle-3" Finished Square (55396)	4	1/4 yard
Dark Pink		GO! Quarter Square Triangle-3" Finished Square (55396)	4	1/4 yard

Block Sewing Directions

1. Pin and sew two light pink, one medium pink and one dark pink 3" finished quarter square triangle (QST) together as shown. Press seams away from light pink triangles. Make four combined triangle units.
2. Pin and sew two quarter blocks into half blocks. Press seam open. Make two half blocks.
3. Pin and sew half blocks together to complete block. Press seam open.



Alternate Four Block Option



TIPS: Combine with other GO! Mix & Match Quilt Blocks such as Louisiana or Flying Triangles.