






GO! Cross Cut 6" Block Pattern

Finished Block Size 6" x 6"

For use with GO! Qube™ Mix & Match 6" Block (55775)
and GO! Qube™ 6" Companion Set-Classics (55779)



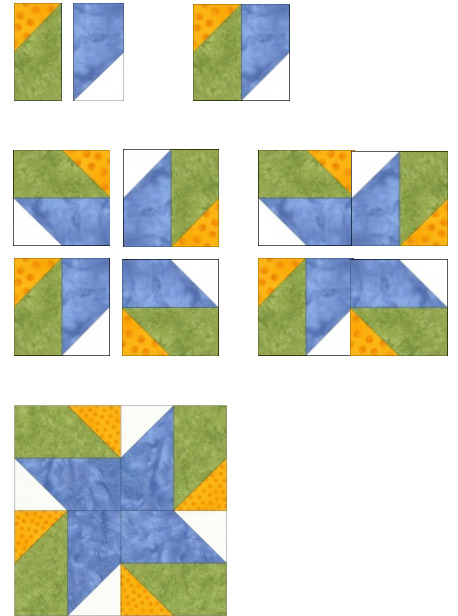
Fabric Color	Shape & #	GO! Dies Used	Number of Shapes to Cut	Fabric Required for One Block
Orange	 5	GO! Half Square Triangle-1½" Finished Square (55705)	4	1/8 yard
Green	 9	GO! Chisels-1½" x 3" Finished (55733)	4 <i>Note: Cut chisels fabric wrong side up</i>	1/8 yard
Blue	 9	GO! Chisels-1½" x 3" Finished (55733)	4 <i>Note: Cut chisels fabric wrong side up</i>	1/8 yard
White	 5	GO! Half Square Triangle-1½" Finished Square (55705)	4	1/8 yard

Block Sewing Directions


1. Pin and sew one orange 1½" finished half square triangle (HST) and one green chisel together as shown. Press seam toward the orange triangle. Make four green chisel units.
2. Pin and sew one white 1½" finished HST and one blue chisel together as shown. Press seam toward the white triangle. Make four blue chisel units.



3. Pin and sew one green chisel unit and one blue chisel unit together as shown. Press seam toward the blue chisel unit. Make two chisel quarter block units.
4. Lay out four chisel quarter block units as shown.
5. Pin and sew into half blocks. Press seams in opposite direction for each half. Make two half blocks.
6. Pin and sew half blocks together to complete the block. Press seam open.



Alternate Four Block Option



TIPS:

Combine with other GO! Qube Mix & Match 6" Quilt Blocks such as *Flying Birds* or *Hovering Hawks*.