







GO! Diamond Point 6" Block Pattern




Finished Block Size 6" x 6"


For use with GO! Qube™ Mix & Match 6" Block (55775)
and GO! Qube™ 6" Companion Set-Classics (55779)



Fabric Color	Shape & #	GO! Dies Used	Number of Shapes to Cut	Fabric Required for One Block
Pink	 5	GO! Half Square Triangle-1½" Finished Square (55705)	6	1/4 yard
Pink	 9	GO! Chisels-1½" x 3" Finished (55733)	2 <i>Note: Cut chisels fabric wrong side up</i>	Yardage included above
Light Blue	 5	GO! Half Square Triangle-1½" Finished Square (55705)	6	1/4 yard
Light Blue	 9	GO! Chisels-1½" x 3" Finished (55733)	2 <i>Note: Cut chisels fabric wrong side up</i>	Yardage included above
Dark Blue	 4	GO! Quarter Square Triangle-3" Finished Square (55704)	4	1/4 yard

Block Sewing Directions

1. Pin and sew one pink 1½" finished half square triangle (HST) and one light blue chisel together as shown. Press seam toward the pink triangle. Make two blue chisel units. 
2. Pin and sew one pink 1½" finished HST, one light blue HST and one dark blue quarter square triangle (QST) together into a flying geese unit as shown. Press seams toward the HSTs. Make two flying geese block units. 
3. Pin and sew one blue chisel unit and one flying geese unit together as shown. Press seam toward the blue 



chisel unit. Make two blue chisel quarter block units.

4. Pin and sew one light blue 1½” finished HST and one pink chisel together as shown. Press seam toward the light blue triangle. Make two pink chisel units.



5. Pin and sew one pink 1½” finished HST, one light blue HST and one dark blue QST together into a flying geese unit as shown. Press seams toward the HSTs. Make two flying geese block units.




6. Pin and sew one pink chisel unit and one flying geese unit together as shown. Press seam toward the pink chisel unit. Make two pink chisel quarter block units.




7. Lay out two blue chisel quarter block units and two pink chisel quarter block units as shown.




8. Pin and sew into half blocks. Press seams toward blue chisel quarter block units. Make two half blocks.



9. Pin and sew half blocks together to complete the block. Press seam open.



Alternate Four Block Option



TIPS:

Combine with other GO! Qube Mix & Match 6” Quilt Blocks such as Dutchman’s Puzzle or Broken Sash