






GO! Writing's on the Wall Finished Block Size 6" x 6" 6" Block Pattern

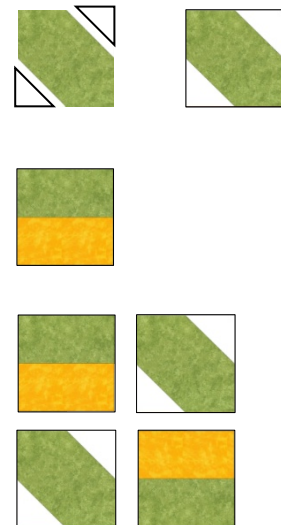
For use with GO! Qube™ Mix & Match 6" Block (55775)
and GO! Qube™ 6" Companion Set-Classics (55779)



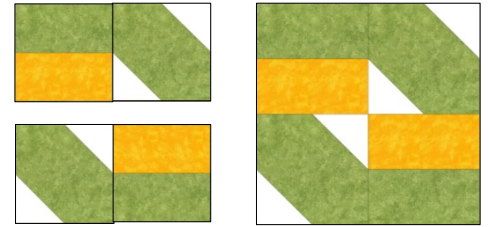
Fabric Color	Shape & #	GO! Dies Used	Number of Shapes to Cut	Fabric Required for One Block
Light Orange	 8	GO! Rectangle-2" x 3½" (1½" x 3" Finished) (55158)	2	1/8 yard
Green	 8	GO! Rectangle-2" x 3½" (1½" x 3" Finished) (55158)	2	1/8 yard
Green	 10	GO! Signature Block-3" Finished (55729)	2	Yardage included above
White	 5	GO! Half Square Triangle-1½" Finished Square (55705)	4	1/8 yard

Block Sewing Directions


1. Pin and sew one white 1½" finished half square triangle (HST) on either side of a green signature block as shown. Press seams toward the white triangles. Make two signature block units.
2. Pin and sew one orange rectangle and one green rectangle together into a quarter block as shown. Press seam toward the green rectangle. Make two rectangle units.
3. Lay out two signature block units and two rectangle quarter block units as shown.



4. Pin and sew into half blocks. Press seams toward rectangle quarter block units. Make two half blocks.
5. Pin and sew half blocks together to complete the block. Press seam open.



Alternate Four Block Option



TIPS:

Combine with other GO! Qube Mix & Match 6" Quilt Blocks such as Two by Two or Louisiana.