







# GO! True Type 6" Block Pattern

Finished Block Size 6" x 6"

For use with GO! Qube™ Mix & Match 6" Block (55775)  
and GO! Qube™ 6" Companion Set-Classics (55779)



Fabric Color	Shape & #	GO! Dies Used	Number of Shapes to Cut	Fabric Required for One Block
Pink	 5	GO! Half Square Triangle-1½" Finished Square (55705)	4	1/8 yard
Light Blue	 2	GO! Square-2" (1½" Finished) (55702)	2	1/8 yard
Medium Blue	 5	GO! Half Square Triangle-1½" Finished Square (55705)	4	1/8 yard
Medium Blue	 10	GO! Signature Block-3" Finished (55729)	2	Yardage included above
Dark Blue	 3	GO! Half Square Triangle-3" Finished Square (55703)	2	1/4 yard

## Block Sewing Directions


1. Pin and sew one pink 1½" finished half square triangle (HST) on either side of a medium blue signature block as shown. Press seams toward the pink triangles. Make two signature block units.




2. Pin and sew one medium blue 1½" finished HST to side and top of one light blue 1½" finished square as shown. Press seams toward medium blue triangles. Make two combined units.



3. Pin and sew one dark blue 3" finished HST and one combined unit together as shown. Press seam toward dark blue triangle. Make two quarter block units.
4. Lay out two signature block units and two quarter block units as shown.
5. Pin and sew into half blocks. Press seams toward signature block units. Make two half blocks.
6. Pin and sew half blocks together to complete the block. Press seam open.



Alternate Four Block Option



**TIPS:**

*Combine with other GO! Qube Mix & Match 6" Quilt Blocks such as Flock of Geese or Old Maid's Puzzle.*