




GO! Drunkard's Sidewalk Finished Block Size 6" x 6" 6" Block Pattern



For use with GO! Qube™ Mix & Match 6" Block (55775)
and GO! Qube™ Expansion Set 6" Block (55779)




Fabric Color	Shape & #	GO! Dies Used	Number of Shapes to Cut	Fabric Required for One Block
Light Blue	 11	GO! Drunkard's Path-Arc Shape-3" Finished (55737)	2	1/4 yard
Dark Blue	 12	GO! Drunkard's Path-Quarter Circle-3" Finished (55741)	2	1/8 yard
Green	 1	GO! Square-3½" (3" Finished) (55701)	2	1/8 yard

Block Sewing Directions

1. Pin and sew one dark blue quarter circle and one light blue 3" finished arc shape as shown. Press seam toward the light blue arc shape. Make two drunkard's path block units.
2. Lay out two drunkard's path block units and two green 3" finished squares as shown.
3. Pin and sew into half blocks. Press seams toward green squares. Make two half blocks.
4. Pin and sew half blocks together to complete the block. Press seam open.



Alternate Four Block Option



TIPS:

Combine with other GO! Qube Mix & Match 6" Quilt Blocks such as 4-Patch or Double 4-Patch.