







GO! Drunkard's Alleyway Finished Block Size 6" x 6" 6" Block Pattern

For use with GO! Qube™ Mix & Match 6" Block (55775)
and GO! Qube™ Expansion Set 6" Block (55779)



Fabric Color	Shape & #	GO! Dies Used	Number of Shapes to Cut	Fabric Required for One Block
Orange	 11	GO! Drunkard's Path-Arc Shape-3" Finished (55737)	2	1/8 yard
Orange	 2	GO! Square-2" (1½" Finished) (55702)	2	Yardage included above
Green	 12	GO! Drunkard's Path-Quarter Circle-3" Finished (55741)	2	1/4 yard
Green	 3	GO! Half Square Triangle-3" Finished Square (55703)	2	Yardage included above
Blue	 5	GO! Half Square Triangle-1½" Finished Square (55705)	4	1/8 yard

Block Sewing Directions


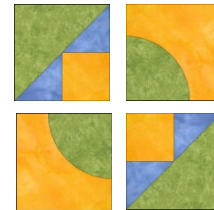
1. Pin and sew one green quarter circle and one orange 3" finished arc shape as shown. Press seam toward the orange arc shape. Make two drunkard's path block units.



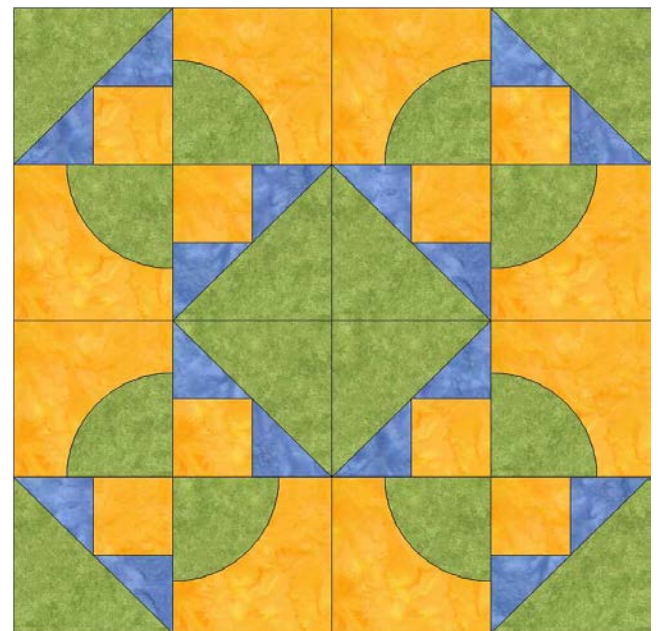
2. Pin and sew one blue 1½" finished half square triangle (HST) to side and top of one orange 1½" finished square as shown. Press seams toward blue triangles. Make two combined units.



3. Pin and sew one green 3" finished HST and one combined unit together as shown. Press seam toward green triangle. Make two quarter block units.
4. Lay out two drunkard's path block units and two quarter block units as shown.
5. Pin and sew into half blocks. Press seams toward drunkard's path block units. Make two half blocks.
6. Pin and sew half blocks together to complete the block. Press seam open.



Alternate Four Block Option



TIPS:

Combine with other GO! Qube Mix & Match 6" Quilt Blocks such as Jewel Box or Spinner.