






GO! Sculpt 6" Block Pattern

Finished Block Size 6" x 6"

For use with GO! Qube™ Mix & Match 6" Block (55775)
and GO! Qube™ 6" Companion Set-Classics (55779)





Fabric Color	Shape & #	GO! Dies Used	Number of Shapes to Cut	Fabric Required for One Block
Red	 5	GO! Half Square Triangle-1½" Finished Square (55705)	4	1/4 yard
Red	 8	GO! Rectangle-2" x 3½" (1½" x 3" Finished) (55158)	2	Yardage included above
Orange	 9	GO! Chisels-1½" x 3" Finished (55733)	4 <i>Note: Cut chisels fabric wrong side up</i>	1/4 yard
Light Orange	 8	GO! Rectangle-2" x 3½" (1½" x 3" Finished) (55158)	2	1/4 yard

Block Sewing Directions


1. Pin and sew one red 1½" finished half square triangle (HST) and one orange chisel together as shown. Press seam toward the red triangle. Make four orange chisel units.
2. Pin and sew one red 1½" x 3" finished rectangle and one orange chisel unit together into a quarter block as shown. Press seam toward the red rectangle. Make two red rectangle quarter block units.



3. Pin and sew one light orange 1½" x 3" finished rectangle and one orange chisel unit together into a quarter block as shown. Press seam toward the light orange rectangle. Make two light orange rectangle quarter block units.
4. Lay out two red rectangle quarter block units and two light orange rectangle quarter block units as shown.
5. Pin and sew into half blocks. Press seams toward red rectangle quarter block units. Make two half blocks.
6. Pin and sew half blocks together to complete the block. Press seam open.



Alternate Four Block Option



TIPS:

Combine with other GO! Qube Mix & Match 6" Quilt Blocks such as Louisiana or Red & White Cross.