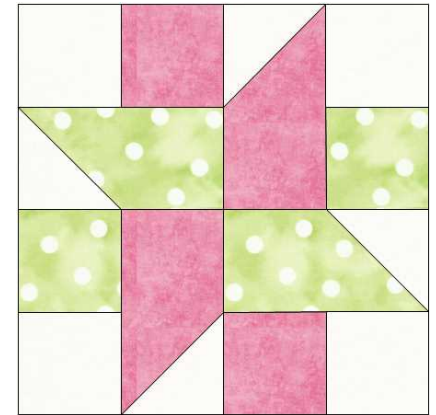








# GO! Etch 6" Block Pattern

Finished Block Size 6" x 6"


For use with GO! Qube™ Mix & Match 6" Block (55775)  
and GO! Qube™ 6" Companion Set-Classics (55779)



Fabric Color	Shape & #	GO! Dies Used	Number of Shapes to Cut	Fabric Required for One Block
Pink	 2	GO! Square-2" (1½" Finished) (55702)	2	1/4 yard
Pink	 9	GO! Chisels-1½" x 3" Finished (55733)	2 <i>Note: Cut chisels fabric wrong side up</i>	Yardage included above
Green	 2	GO! Square-2" (1½" Finished) (55702)	2	1/4 yard
Green	 9	GO! Chisels-1½" x 3" Finished (55733)	2 <i>Note: Cut chisels fabric wrong side up</i>	Yardage included above
White	 5	GO! Half Square Triangle-1½" Finished Square (55705)	4	1/4 yard
White	 2	GO! Square-2" (1½" Finished) (55702)	4	Yardage included above

## Block Sewing Directions

1. Pin and sew one white 1½" finished square and one pink 1½" finished square together as shown. Press seam toward the pink square. Make two pink square units.



2. Pin and sew one white 1½" finished half square triangle (HST) and one green chisel together as shown. Press



seam toward the white triangle. Make two green chisel units.

3. Pin and sew one pink square unit and one green chisel unit together into a quarter block as shown. Press seam toward the square unit. Make two green chisel quarter block units.



4. Pin and sew one white 1½" finished square and one green 1½" finished square together as shown. Press seam toward the green square. Make two green square units.




5. Pin and sew one white 1½" finished HST and one pink chisel together as shown. Press seam toward the white triangle. Make two pink chisel units.




6. Pin and sew one green square unit and one pink chisel unit together into a quarter block as shown. Press seam toward the square unit. Make two pink chisel quarter block units.



7. Lay out two green chisel quarter block units and two pink chisel quarter block units as shown.




8. Pin and sew into half blocks. Press seams toward green chisel quarter block units. Make two half blocks.



9. Pin and sew half blocks together to complete the block. Press seam open.

**Alternate Four Block Option**



**TIPS:**

Combine with other GO! Qube Mix & Match 6" Quilt Blocks such as Clay's Choice or Pinwheel.