






## GO! Whittle 6" Block Pattern

Finished Block Size 6" x 6"

For use with GO! Qube™ Mix & Match 6" Block (55775)  
and GO! Qube™ 6" Companion Set-Classics (55779)



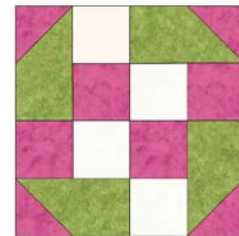


Fabric Color	Shape & #	GO! Dies Used	Number of Shapes to Cut	Fabric Required for One Block
Pink	 5	GO! Half Square Triangle-1½" Finished Square (55705)	4	1/4 yard
Pink	 2	GO! Square-2" (1½" Finished) (55702)	4	Yardage included above
Green	 9	GO! Chisels-1½" x 3" Finished (55733)	4 <i>Note: Cut chisels fabric wrong side up</i>	1/4 yard
White	 2	GO! Square-2" (1½" Finished) (55702)	4	1/4 yard

### Block Sewing Directions

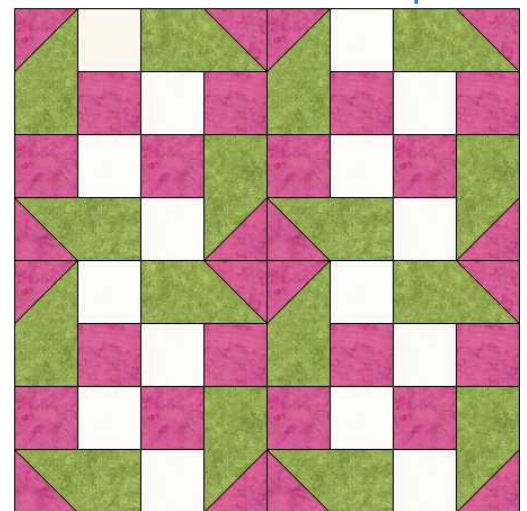
1. Pin and sew one white 1½" finished square and one pink 1½" finished square together as shown. Press seam toward the pink square. Make four square units.
2. Pin and sew one pink 1½" finished half square triangle (HST) and one green chisel together as shown. Press seam toward the pink triangle. Make four green chisel units.



3. Pin and sew one square unit and one green chisel unit together into a quarter block as shown. Press seam toward the square unit. Make two pink square on top quarter block units.
4. Pin and sew one square unit and one green chisel unit together into a quarter block as shown. Press seam toward the square unit. Make two white square on top quarter block units.
5. Lay out two pink square on top quarter block units and two white square on top quarter block units as shown.
6. Pin and sew into half blocks. Press seams in alternating directions for each half block. Make two half blocks.
7. Pin and sew half blocks together to complete the block. Press seam open.



**Alternate Four Block Option**



**TIPS:**

Combine with other GO! Qube Mix & Match 6" Quilt Blocks such as Sixteen Patch or Road to Oklahoma.