








GO! Paring 6" Block Pattern

Finished Block Size 6" x 6"

For use with GO! Qube™ Mix & Match 6" Block (55775)
and GO! Qube™ 6" Companion Set-Classics (55779)






Fabric Color	Shape & #	GO! Dies Used	Number of Shapes to Cut	Fabric Required for One Block
Pink	 5	GO! Half Square Triangle-1½" Finished Square (55705)	2	1/4 yard
Pink	 4	GO! Quarter Square Triangle-3" Finished Square (55704)	2	Yardage included above
Light Green	 9	GO! Chisels-1½" x 3" Finished (55733)	2 <i>Note: Cut chisels fabric wrong side up</i>	1/4 yard
Green	 4	GO! Quarter Square Triangle-3" Finished Square (55704)	2	1/4 yard
Green	 8	GO! Rectangle-2" x 3½" (1½" x 3" Finished) (55158)	2	Yardage included above
White	 5	GO! Half Square Triangle-1½" Finished Square (55705)	8	1/4 yard

Block Sewing Directions


1. Pin and sew one pink 1½" finished half square triangle (HST) and one light green chisel together as shown. Press seam toward the pink triangle. Make two light green chisel units.



2. Pin and sew one green 1½" x 3" finished rectangle and one light green chisel unit together into a quarter block as shown. Press seam toward the green rectangle. Make two green rectangle quarter block units.
3. Pin and sew two white 1½" finished HST and one pink quarter square triangle (QST) together as shown. Press seams toward the white triangles. Make two pink flying geese units.
4. Pin and sew two white 1½" finished HST and one green QST together as shown. Press seams toward the white triangles. Make two green flying geese units.
5. Pin and sew one pink flying geese unit and one green flying geese unit together into a quarter block as shown. Press seam open. Make two flying geese quarter block units.
6. Lay out two green rectangle quarter block units and two flying geese quarter block units as shown.
7. Pin and sew into half blocks. Press seams in alternate directions for each half block. Make two half blocks.
8. Pin and sew half blocks together to complete the block. Press seam open.



Alternate Four Block Option



TIPS:

Combine with other GO! Qube Mix & Match 6" Quilt Blocks such as Dutchman's Puzzle or Louisiana.