










GO! Dog Leg 6" Block Pattern

Finished Block Size 6" x 6"

For use with GO! Qube™ Mix & Match 6" Block (55775)
and GO! Qube™ 6" Companion Set-Classics (55779)



Fabric Color	Shape & #	GO! Dies Used	Number of Shapes to Cut	Fabric Required for One Block
Pink	 5	GO! Half Square Triangle-1½" Finished Square (55705)	2	1/4 yard
Pink	 9	GO! Chisels-1½" x 3" Finished (55733)	2 <i>Note: Cut chisels fabric wrong side up</i>	Yardage included above
Dark Pink	 5	GO! Half Square Triangle-1½" Finished Square (55705)	2	1/4 yard
Dark Pink	 9	GO! Chisels-1½" x 3" Finished (55733)	2 <i>Note: Cut chisels fabric wrong side up</i>	Yardage included above
Orange	 5	GO! Half Square Triangle-1½" Finished Square (55705)	2	1/4 yard
Orange	 9	GO! Chisels-1½" x 3" Finished (55733)	2 <i>Note: Cut chisels fabric wrong side up</i>	Yardage included above
White	 5	GO! Half Square Triangle-1½" Finished Square (55705)	2	1/4 yard
White	 9	GO! Chisels-1½" x 3" Finished (55733)	2 <i>Note: Cut chisels fabric wrong side up</i>	Yardage included above

Block Sewing Directions

1. Pin and sew one dark pink 1½" finished half square triangle (HST) and one white chisel together as shown. Press seam toward the dark pink triangle. Make two white chisel units.



2. Pin and sew one white 1½" finished HST and one dark pink chisel together as shown. Press seam toward the white triangle. Make two dark pink chisel units.



3. Pin and sew one white chisel unit and one dark pink chisel unit together into a quarter block as shown. Press seam toward the dark pink chisel. Make two dark pink chisel quarter block units.



4. Pin and sew one pink 1½" finished HST and one orange chisel together as shown. Press seam toward the pink triangle. Make two orange chisel units.



5. Pin and sew one orange 1½" finished HST and one pink chisel together as shown. Press seam toward the orange triangle. Make two pink chisel units.



6. Pin and sew one orange chisel unit and one pink chisel unit together into a quarter block as shown. Press seam toward the orange chisel. Make two orange chisel quarter block units.




7. Lay out two dark pink chisel quarter block units and two orange chisel quarter block units as shown.




8. Pin and sew into half blocks. Press seams in alternate directions for each half block. Make two half blocks.



9. Pin and sew half blocks together to complete the block. Press seam open.



Alternate Four Block Option



TIPS:

Combine with other GO! Qube Mix & Match 6" Quilt Blocks such as Double Cross or Double X No. 1.