








## GO! Dovetail 6" Block Pattern

Finished Block Size 6" x 6"

For use with GO! Qube™ Mix & Match 6" Block (55775)  
and GO! Qube™ 6" Companion Set-Classics (55779)





Fabric Color	Shape & #	GO! Dies Used	Number of Shapes to Cut	Fabric Required for One Block
Orange	 5	GO! Half Square Triangle-1½" Finished Square (55705)	6	1/4 yard
Orange	 9	GO! Chisels-1½" x 3" Finished (55733)	2 <i>Note: Cut chisels fabric wrong side up</i>	Yardage included above
Light Green	 3	GO! Half Square Triangle-3" Finished Square (55703)	2	1/4 yard
Light Blue	 2	GO! Square-2" (1½" Finished) (55702)	2	1/4 yard
Light Blue	 5	GO! Half Square Triangle-1½" Finished Square (55705)	2	Yardage included above
Light Blue	 9	GO! Chisels-1½" x 3" Finished (55733)	2 <i>Note: Cut chisels fabric wrong side up</i>	Yardage included above

### Block Sewing Directions


1. Pin and sew one orange 1½" finished half square triangle (HST) and one light blue chisel together as shown. Press seam toward the orange triangle. Make two light blue chisel units.



2. Pin and sew one light blue 1½" finished HST and one orange chisel together as shown. Press seam toward the light blue triangle. Make two orange chisel units.
3. Pin and sew one light blue chisel unit and one orange chisel unit together into a quarter block as shown. Press seam toward the orange chisel. Make two orange chisel quarter block units.
4. Pin and sew one orange 1½" finished HST to side and bottom of one light blue 1½" finished square as shown. Press seams toward added triangles. Make two combined triangle units.
5. Pin and sew one light green 3" finished HST and one combined triangle unit together as shown. Press seams toward light green triangle. Make two triangle quarter block units.
6. Lay out two orange chisel quarter block units and two triangle quarter block units as shown.
7. Pin and sew into half blocks. Press seams in alternate directions for each half block. Make two half blocks.
8. Pin and sew half blocks together to complete the block. Press seam open.



**Alternate Four Block Option**



**TIPS:**

Combine with other GO! Qube Mix & Match 6" Quilt Blocks such as *Hovering Hawks* or *Double X No. 2*.