








## GO! Carving 6" Block Pattern

Finished Block Size 6" x 6"

For use with GO! Qube™ Mix & Match 6" Block (55775)  
and GO! Qube™ 6" Companion Set-Classics (55779)





| Fabric Color | Shape & #   | GO! Dies Used  | Number of Shapes to Cut                            | Fabric Required for One Block |
|--------------|---|--|--|-------------------------------|
| Pink         |  5   | GO! Half Square Triangle-1½" Finished Square (55705) | 4  | 1/4 yard                      |
| Pink         |  9 | GO! Chisels-1½" x 3" Finished (55733)                | 2<br><i>Note: Cut chisels fabric wrong side up</i> | Yardage included above        |
| Red          |  5 | GO! Half Square Triangle-1½" Finished Square (55705) | 4  | 1/4 yard                      |
| Red          |  9 | GO! Chisels-1½" x 3" Finished (55733)                | 2<br><i>Note: Cut chisels fabric wrong side up</i> | Yardage included above        |
| Green        |  3 | GO! Half Square Triangle-3" Finished Square (55703)  | 2  | 1/4 yard                      |
| Green        |  2 | GO! Square-2" (1½" Finished) (55702)                 | 2  | 1/4 yard                      |

### Block Sewing Directions


1. Pin and sew one pink 1½" finished half square triangle (HST) and one red chisel together as shown. Press seam toward the pink triangle. Make two red chisel units.



2. Pin and sew one red 1½" finished HST and one pink chisel together as shown. Press seam toward the red triangle. Make two pink chisel units.
3. Pin and sew one red chisel unit and one pink chisel unit together into a quarter block as shown. Press seam toward the red chisel. Make two chisel quarter block units.
4. Pin and sew one pink 1½" finished HST and one red 1½" finished HST to side and bottom of one green 1½" finished square as shown. Press seams toward added triangles. Make two combined triangle units.
5. Pin and sew green 3" finished HST and one combined triangle unit together as shown. Press seams toward green triangle. Make two triangle quarter block units.
6. Lay out two chisel quarter block units and two triangle quarter block units as shown.
7. Pin and sew into half blocks. Press seams in alternate directions for each half block. Make two half blocks.
8. Pin and sew half blocks together to complete the block. Press seam open.



### Alternate Four Block Option



**TIPS:**

Combine with other GO! Qube Mix & Match 6" Quilt Blocks such as Spinner or Spool.