









## GO! Woodworking 6" Block Pattern

Finished Block Size 6" x 6"

For use with GO! Qube™ Mix & Match 6" Block (55775)  
and GO! Qube™ 6" Companion Set-Classics (55779)





Fabric Color	Shape & #	GO! Dies Used	Number of Shapes to Cut	Fabric Required for One Block
Light Orange	 2	GO! Square-2" (1½" Finished) (55702)	2	1/4 yard
Light Orange	 8	GO! Rectangle-2" x 3½" (1½" x 3" Finished) (55158)	2	Yardage included above
Orange	 2	GO! Square-2" (1½" Finished) (55702)	2	1/4 yard
Orange	 9	GO! Chisels-1½" x 3" Finished (55733)	2 <i>Note: Cut chisels fabric wrong side up</i>	Yardage included above
Light Green	 5	GO! Half Square Triangle-1½" Finished Square (55705)	2	1/4 yard
Light Green	 2	GO! Square-2" (1½" Finished) (55702)	2	Yardage included above
Green	 2	GO! Square-2" (1½" Finished) (55702)	2	1/4 yard

### Block Sewing Directions


1. Pin and sew one light green 1½" finished half square triangle (HST) and one orange chisel together as shown. Press seam toward the light green triangle. Make two chisel units.



2. Pin and sew one light orange 1½" x 3" finished rectangle and one chisel unit together into a quarter block as shown. Press seam toward the light orange rectangle. Make two chisel quarter block units.
3. Pin and sew one light orange, one orange, one light green, and one green 1½" finished squares together into a 4-patch as shown. Make two 4-patch quarter block units. Press seams toward green squares.
4. Lay out two chisel quarter block units and two 4-patch quarter block units as shown.
5. Pin and sew into half blocks. Press seams in alternating directions for each half block. Make two half blocks.
6. Pin and sew half blocks together to complete the block. Press seam open.



Alternate Four Block Option



**TIPS:**

Combine with other GO! Qube Mix & Match 6" Quilt Blocks such as Double 4-Patch or Road to Oklahoma.