







## GO! Lathe Tool 6" Block Pattern



Finished Block Size 6" x 6"

For use with GO! Qube™ Mix & Match 6" Block (55775)  
and GO! Qube™ 6" Companion Set-Classics (55779)





Fabric Color	Shape & #	GO! Dies Used	Number of Shapes to Cut	Fabric Required for One Block
Orange	 5	GO! Half Square Triangle-1½" Finished Square (55705)	2	1/4 yard
Orange	 8	GO! Rectangle-2" x 3½" (1½" x 3" Finished) (55158)	2	Yardage included above
Light Blue	 3	GO! Half Square Triangle-3" Finished Square (55703)	2	1/4 yard
Blue	 3	GO! Half Square Triangle-3" Finished Square (55703)	2	1/4 yard
Blue	 9	GO! Chisels-1½" x 3" Finished (55733)	2 <i>Note: Cut chisels fabric right side up</i>	Yardage included above


### Block Sewing Directions

1. Pin and sew one orange 1½" finished half square triangle (HST) and one blue chisel together as shown. Press seam toward the orange triangle. Make two chisel units. 
2. Pin and sew one orange 1½" x 3" finished rectangle and one chisel unit together into a quarter block as shown. Press seam toward the orange rectangle. Make two chisel quarter block units. 

3. Pin and sew one blue and one light blue 3" finished HST together as shown. Press seam toward blue triangle. Make two triangle quarter block units.
4. Lay out two chisel quarter block units and two triangle quarter block units as shown.
5. Pin and sew into half blocks. Press seams in alternating directions for each half block. Make two half blocks.
6. Pin and sew half blocks together to complete the block. Press seam open.



### Alternate Four Block Option



**TIPS:**

Combine with other GO! Qube Mix & Match 6" Quilt Blocks such as Flock of Geese or Jewel Box.