







GO! Round Nose 6" Block Pattern

Finished Block Size 6" x 6"

For use with GO! Qube™ Mix & Match 6" Block (55775)
and GO! Qube™ 6" Companion Set-Classics (55779)




Fabric Color	Shape & #	GO! Dies Used	Number of Shapes to Cut	Fabric Required for One Block
Light Green	 5	GO! Half Square Triangle-1½" Finished Square (55705)	2	1/4 yard
Light Green	 3	GO! Half Square Triangle-3" Finished Square (55703)	2	Yardage included above
Green	 3	GO! Half Square Triangle-3" Finished Square (55703)	2	1/4 yard
Green	 9	GO! Chisels-1½" x 3" Finished (55733)	2 <i>Note: Cut chisels fabric right side up</i>	Yardage included above
Dark Green	 8	GO! Rectangle-2" x 3½" (1½" x 3" Finished) (55158)	2	1/4 yard

Block Sewing Directions


1. Pin and sew one light green 1½" finished half square triangle (HST) and one green chisel together as shown. Press seam toward the light green triangle. Make two chisel units.
2. Pin and sew one dark green 1½" x 3" finished rectangle and one chisel unit together into a quarter block as shown. Press seam toward the rectangle. Make two chisel quarter block units.



3. Pin and sew one green and one light green 3" finished HST together as shown. Press seam toward green triangle. Make two triangle quarter block units.
4. Lay out two chisel quarter block units and two triangle quarter block units as shown.
5. Pin and sew into half blocks. Press seams in alternating directions for each half block. Make two half blocks.
6. Pin and sew half blocks together to complete the block. Press seam open.



Alternate Four Block Option



TIPS:

Combine with other GO! Qube Mix & Match 6" Quilt Blocks such as Turnstile or Spinner.