







## GO! Metalworking 6" Block Pattern

Finished Block Size 6" x 6"

For use with GO! Qube™ Mix & Match 6" Block (55775)  
and GO! Qube™ 6" Companion Set-Classics (55779)





Fabric Color	Shape & #	GO! Dies Used	Number of Shapes to Cut	Fabric Required for One Block
Green	 5	GO! Half Square Triangle-1½" Finished Square (55705)	2	1/4 yard
Green	 8	GO! Rectangle-2" x 3½" (1½" x 3" Finished) (55158)	2	Yardage included above
Dark Blue	 9	GO! Chisels-1½" x 3" Finished (55733)	2 <i>Note: Cut chisels fabric right side up</i>	1/4 yard
Dark Blue	 6	GO! Square on Point-2 <sup>5</sup> / <sub>8</sub> " (2 <sup>1</sup> / <sub>8</sub> " Finished) (55706)	2	Yardage included above
White	 5	GO! Half Square Triangle-1½" Finished Square (55705)	8	1/4 yard

### Block Sewing Directions


1. Pin and sew one green 1½" finished half square triangle (HST) and one dark blue chisel together as shown. Press seam toward the green triangle. Make two chisel units.
2. Pin and sew one green 1½" x 3" finished rectangle and one chisel unit together into a quarter block as shown. Press seam toward the rectangle. Make two chisel quarter block units.



3. Pin and sew one white 1½" finished HST to each side of one dark blue 2⅛" finished square on point as shown. Press seams toward HSTs. Make two square on point quarter block units.
4. Lay out two chisel quarter block units and two square on point quarter block unit as shown.
5. Pin and sew into half blocks. Press seams in alternating directions for each half block. Make two half blocks.
6. Pin and sew half blocks together to complete the block. Press seam open.



Alternate Four Block Option



**TIPS:**

Combine with other GO! Qube Mix & Match 6" Quilt Blocks such as 4-Patch Variation or Triangles & Squares.