







## GO! Autograph 6" Block Pattern

Finished Block Size 6" x 6"

For use with GO! Qube™ Mix & Match 6" Block (55775)  
and GO! Qube™ 6" Companion Set-Classics (55779)



Fabric Color	Shape & #	GO! Dies Used	Number of Shapes to Cut	Fabric Required for One Block
Red	 10	GO! Signature Block-3" Finished (55729)	2	1/4 yard
Orange	 5	GO! Half Square Triangle-1½" Finished Square (55705)	2	1/4 yard
Orange	 8	GO! Rectangle-2" x 3½" (1½" x 3" Finished) (55158)	2	Yardage included above
Light Blue	 5	GO! Half Square Triangle-1½" Finished Square (55705)	2	1/4 yard
Light Blue	 8	GO! Rectangle-2" x 3½" (1½" x 3" Finished) (55158)	2	Yardage included above

### Block Sewing Directions


1. Pin and sew one light blue and one orange 1½" finished half square triangle (HST) on either side of a red 3" finished signature block as shown. Press seams toward the triangles. Make two signature quarter block units.



2. Pin and sew one orange and one light blue 1½" x 3" finished rectangle together into a quarter block as shown. Press seam toward the orange rectangle. Make two rectangle quarter block units.




3. Lay out two signature quarter block units and two rectangle quarter block units as shown.




4. Pin and sew into half blocks. Press seams in alternate directions for each half block. Make two half blocks.

5. Pin and sew half blocks together to complete the block. Press seam open.



### Alternate Four Block Option



**TIPS:**

Combine with other GO! Qube Mix & Match 6" Quilt Blocks such as Double 4-Patch or Frayed 4-Patch.