






GO! Manuscript 6" Block Pattern

Finished Block Size 6" x 6"

For use with GO! Qube™ Mix & Match 6" Block (55775)
and GO! Qube™ 6" Companion Set-Classics (55779)



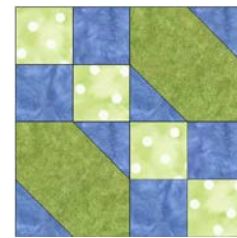

Fabric Color	Shape & #	GO! Dies Used	Number of Shapes to Cut	Fabric Required for One Block
Blue	 5	GO! Half Square Triangle-1½" Finished Square (55705)	4	1/4 yard
Blue	 2	GO! Square-2" (1½" Finished) (55702)	4	Yardage included above
Light Green	 2	GO! Square-2" (1½" Finished) (55702)	4	1/4 yard
Green	 10	GO! Signature Block-3" Finished (55729)	2	1/4 yard

Block Sewing Directions


1. Pin and sew one blue 1½" finished half square triangle (HST) on either side of a green 3" finished signature block as shown. Press seams toward the triangles. Make two signature quarter block units.
2. Pin and sew two blue and two light green 1½" finished squares together into a 4-patch as shown. Press seams toward blue squares. Make two 4-patch quarter block units.



3. Lay out two signature quarter block units and two 4-patch quarter block units as shown.
4. Pin and sew into half blocks. Press seams in alternate directions for each half block. Make two half blocks.
5. Pin and sew half blocks together to complete the block. Press seam open.



Alternate Four Block Option



TIPS:

Combine with other GO! Qube Mix & Match 6" Quilt Blocks such as Double 4-Patch or Jewel Box.