







GO! Stroke of the Pen Finished Block Size 6" x 6" 6" Block Pattern

For use with GO! Qube™ Mix & Match 6" Block (55775)
and GO! Qube™ 6" Companion Set-Classics (55779)




Fabric Color	Shape & #	GO! Dies Used	Number of Shapes to Cut	Fabric Required for One Block
Orange	 5	GO! Half Square Triangle-1½" Finished Square (55705)	4	1/4 yard
Orange	 2	GO! Square-2" (1½" Finished) (55702)	2	Yardage included above
Dark Orange	 2	GO! Square-2" (1½" Finished) (55702)	2	1/4 yard
Dark Orange	 10	GO! Signature Block-3" Finished (55729)	2	Yardage included above
White	 2	GO! Square-2" (1½" Finished) (55702)	4	1/4 yard

Block Sewing Directions


1. Pin and sew one orange 1½" finished half square triangle (HST) on either side of a dark orange 3" finished signature block as shown. Press seams toward the triangles. Make two signature quarter block units.



2. Pin and sew one orange, one dark orange and two white 1½" finished squares together into a 4-patch as shown. Press seams toward orange squares. Make two 4-patch quarter block units.
3. Lay out two signature quarter block units and two 4-patch quarter block units as shown.
4. Pin and sew into half blocks. Press seams in alternate directions for each half block. Make two half blocks.
5. Pin and sew half blocks together to complete the block. Press seam open.



Alternate Four Block Option



TIPS:

Combine with other GO! Qube Mix & Match 6" Quilt Blocks such as Road to Oklahoma or Sixteen Patch.