






GO! Brochure 6" Block Pattern

Finished Block Size 6" x 6"

For use with GO! Qube™ Mix & Match 6" Block (55775)
and GO! Qube™ 6" Companion Set-Classics (55779)





Fabric Color	Shape & #	GO! Dies Used	Number of Shapes to Cut	Fabric Required for One Block
Blue	 10	GO! Signature Block-3" Finished (55729)	2	1/4 yard
Light Green	 4	GO! Quarter Square Triangle-3" Finished Square (55704)	4	1/4 yard
White	 5	GO! Half Square Triangle-1½" Finished Square (55705)	4	1/4 yard
White	 4	GO! Quarter Square Triangle-3" Finished Square (55704)	4	Yardage included above

Block Sewing Directions


1. Pin and sew one white 1½" finished half square triangle (HST) on either side of a blue 3" finished signature block as shown. Press seams toward the triangles. Make two signature quarter block units.
2. Pin and sew two white and two light green 3" finished quarter square triangles (QST) together as shown. Press seams toward green triangles. Make two combined triangle quarter block units.



3. Lay out two signature quarter block units and two combined triangle quarter block units as shown.
4. Pin and sew into half blocks. Press seams in alternate directions for each half block. Make two half blocks.
5. Pin and sew half blocks together to complete the block. Press seam open.



Alternate Four Block Option



TIPS:

Combine with other GO! Qube Mix & Match 6" Quilt Blocks such as Flock of Geese or 4-Patch Variation.