






## GO! Composition 6" Block Pattern

Finished Block Size 6" x 6"

For use with GO! Qube™ Mix & Match 6" Block (55775)  
and GO! Qube™ 6" Companion Set-Classics (55779)




Fabric Color	Shape & #	GO! Dies Used	Number of Shapes to Cut	Fabric Required for One Block
Pink	 5	GO! Half Square Triangle-1½" Finished Square (55705)	8	1/4 yard
Light Blue	 5	GO! Half Square Triangle-1½" Finished Square (55705)	4	1/4 yard
Dark Blue	 4	GO! Quarter Square Triangle-3" Finished Square (55704)	4	1/4 yard
Dark Blue	 10	GO! Signature Block-3" Finished (55729)	2	Yardage included above

### Block Sewing Directions


1. Pin and sew one light blue 1½" finished half square triangle (HST) on either side of a dark blue 3" finished signature block as shown. Press seams toward the triangles. Make two signature quarter block units.
2. Pin and sew two pink 1½" finished HST and one dark blue 3" finished quarter square triangle (QST) together as shown. Press seams toward the pink triangles. Make two flying geese units.



3. Pin and sew two flying geese units together as shown. Press seam open. Make two flying geese quarter block units.
4. Lay out two signature quarter block units and two flying geese quarter block units as shown.
5. Pin and sew into half blocks. Press seams in alternate directions for each half block. Make two half blocks.
6. Pin and sew half blocks together to complete the block. Press seam open.



### Alternate Four Block Option



**TIPS:**

Combine with other GO! Qube Mix & Match 6" Quilt Blocks such as Louisiana or Mosaic No. 22.