






GO! Drunkard's Trail 6" Block Pattern

Finished Block Size 6" x 6"

For use with GO! Qube™ Mix & Match 6" Block (55775)
and GO! Qube™ 6" Companion Set-Classics (55779)





Fabric Color	Shape & #	GO! Dies Used	Number of Shapes to Cut	Fabric Required for One Block
Orange	 3	GO! Half Square Triangle-3" Finished Square (55703)	2	1/4 yard
Dark Blue	 3	GO! Half Square Triangle-3" Finished Square (55703)	2	1/4 yard
Dark Blue	 12	GO! Drunkard's Path-Quarter Circle-3" Finished (55741)	2	Yardage included above
Green	 11	GO! Drunkard's Path-Arc Shape-3" Finished (55737)	2	1/4 yard

Block Sewing Directions


1. Pin and sew one dark blue quarter circle and one green 3" finished arc shape as shown. Press seam toward the green arc shape. Make two drunkard's path quarter block units.
2. Pin and sew one orange and one dark blue 3" finished half square triangle (HST) together as shown. Press seam toward dark blue triangle. Make two triangle quarter block units.



3. Lay out two drunkard's path quarter block units and two triangle quarter block units as shown.
4. Pin and sew into half blocks. Press seams in alternating directions for each half block. Make two half blocks.
5. Pin and sew half blocks together to complete the block. Press seam open.



Alternate Four Block Option



TIPS:

Combine with other GO! Qube Mix & Match 6" Quilt Blocks such as Old Maid's Puzzle or Mill Wheel.