






GO! Drunkard's Highway Finished Block Size 6" x 6" 6" Block Pattern

For use with GO! Qube™ Mix & Match 6" Block (55775)
and GO! Qube™ 6" Companion Set-Classics (55779)





Fabric Color	Shape & #	GO! Dies Used	Number of Shapes to Cut	Fabric Required for One Block
Light Blue	 5	GO! Half Square Triangle-1½" Finished Square (55705)	8	1/4 yard
Light Blue	 12	GO! Drunkard's Path-Quarter Circle-3" Finished (55741)	2	Yardage included above
Blue	 6	GO! Square on Point-2⅝" (2⅛" Finished) (55706)	2	1/4 yard
Dark Blue	 11	GO! Drunkard's Path-Arc Shape-3" Finished (55737)	2	1/4 yard

Block Sewing Directions


1. Pin and sew one light blue quarter circle and one dark blue 3" finished arc shape as shown. Press seam toward the dark blue arc shape. Make two drunkard's path quarter block units.
2. Pin and sew one light blue 1½" finished half square triangle (HST) to each side of one blue 2⅛" finished square on point as shown. Press seams toward HSTs. Make two square on point quarter block units.



3. Lay out two drunkard's path quarter block units and two square on point quarter block units as shown.
4. Pin and sew into half blocks. Press seams in alternating directions for each half block. Make two half blocks.
5. Pin and sew half blocks together to complete the block. Press seam open.



Alternate Four Block Option



TIPS:

Combine with other GO! Qube Mix & Match 6" Quilt Blocks such as 4-Patch Variation or Mosaic No. 10.