







## GO! Drunkard's Road Finished Block Size 6" x 6" 6" Block Pattern

For use with GO! Qube™ Mix & Match 6" Block (55775)  
and GO! Qube™ 6" Companion Set-Classics (55779)




Fabric Color	Shape & #	GO! Dies Used	Number of Shapes to Cut	Fabric Required for One Block
Dark Pink	 5	GO! Half Square Triangle-1½" Finished Square (55705)	2	1/4 yard
Dark Pink	 11	GO! Drunkard's Path-Arc Shape-3" Finished (55737)	2	Yardage included above
Orange	 6	GO! Square on Point-2⅝" (2⅛" Finished) (55706)	2	1/4 yard
Orange	 12	GO! Drunkard's Path-Quarter Circle-3" Finished (55741)	2	Yardage included above
White	 5	GO! Half Square Triangle-1½" Finished Square (55705)	6	1/4 yard

### Block Sewing Directions


1. Pin and sew one orange quarter circle and one dark pink 3" finished arc shape as shown. Press seam toward the dark pink arc shape. Make two drunkard's path quarter block units.
2. Pin and sew three white and one dark pink 1½" finished half square triangle (HST) to each side of one orange 2⅝" finished square on point as shown. Press seams toward HSTs. Make two square on point quarter block units.



3. Lay out two drunkard's path quarter block units and two square on point quarter block units as shown.
4. Pin and sew into half blocks. Press seams in alternating directions for each half block. Make two half blocks.
5. Pin and sew half blocks together to complete the block. Press seam open.



### Alternate Four Block Option



**TIPS:**

Combine with other GO! Qube Mix & Match 6" Quilt Blocks such as Triangles & Squares or Zero.