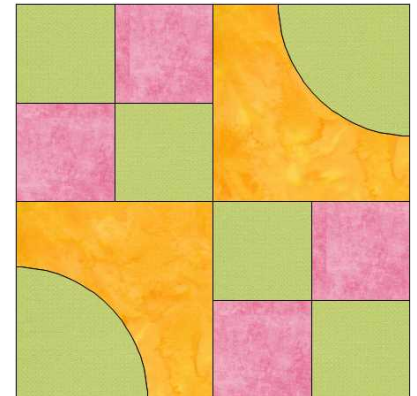






GO! Drunkard's Shortcut Finished Block Size 6" x 6" 6" Block Pattern

For use with GO! Qube™ Mix & Match 6" Block (55775)
and GO! Qube™ 6" Companion Set-Classics (55779)



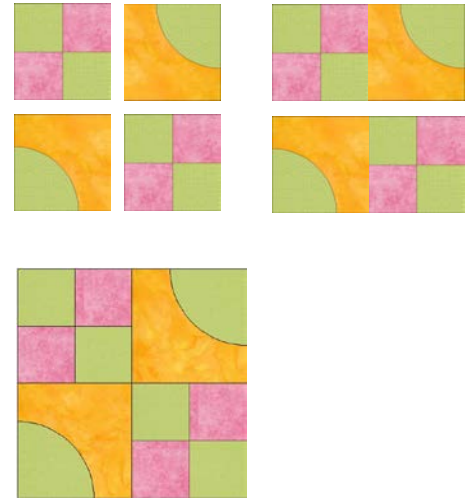
Fabric Color	Shape & #	GO! Dies Used	Number of Shapes to Cut	Fabric Required for One Block
Pink	 2	GO! Square-2" (1½" Finished) (55702)	4	1/4 yard
Orange	 11	GO! Drunkard's Path-Arc Shape-3" Finished (55737)	2	Yardage included above
Green	 2	GO! Square-2" (1½" Finished) (55702)	4	1/4 yard
Green	 12	GO! Drunkard's Path-Quarter Circle-3" Finished (55741)	2	Yardage included above

Block Sewing Directions

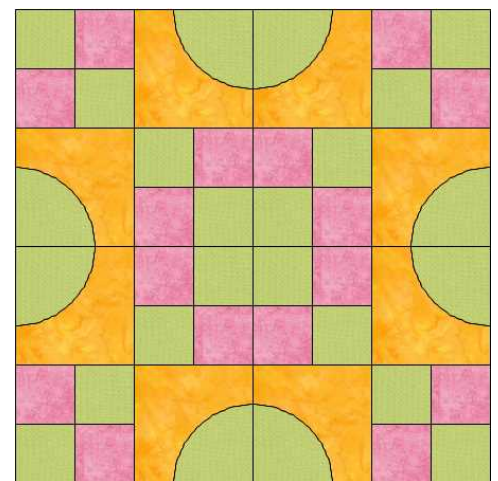
1. Pin and sew one green quarter circle and one orange 3" finished arc shape as shown. Press seam toward the orange arc shape. Make two drunkard's path quarter block units.
2. Pin and sew two pink and two green 1½" finished squares together into a 4-patch as shown. Press seams toward the green squares. Make two 4-patch quarter block units.



3. Lay out two drunkard's path quarter block units and two 4-patch quarter block units as shown.
4. Pin and sew into half blocks. Press seams in alternating directions for each half block. Make two half blocks.
5. Pin and sew half blocks together to complete the block. Press seam open.



Alternate Four Block Option



TIPS:

Combine with other GO! Qube Mix & Match 6" Quilt Blocks such as *Hovering Hawks* or *Sixteen Patch*.