






GO! Drunkard's Aisle 6" Block Pattern

Finished Block Size 6" x 6"


For use with GO! Qube™ Mix & Match 6" Block (55775)
and GO! Qube™ 6" Companion Set-Classics (55779)




Fabric Color	Shape & #	GO! Dies Used	Number of Shapes to Cut	Fabric Required for One Block
Pink	 8	GO! Rectangle-2" x 3½" (1½" x 3" Finished) (55158)	2	1/4 yard
Dark Pink	 12	GO! Drunkard's Path-Quarter Circle-3" Finished (55741)	2	1/4 yard
Light Green	 8	GO! Rectangle-2" x 3½" (1½" x 3" Finished) (55158)	2	1/4 yard
Green	 11	GO! Drunkard's Path-Arc Shape-3" Finished (55737)	2	1/4 yard

Block Sewing Directions


1. Pin and sew one dark pink quarter circle and one green 3" finished arc shape together as shown. Press seam toward the green arc shape. Make two drunkard's path quarter block units.
2. Pin and sew one pink and one light green 1½" x 3" finished rectangle together into a quarter block as shown. Press seam toward the pink rectangle. Make two rectangle quarter block units.
3. Lay out two drunkard's path quarter block units and two rectangle quarter block units as shown.



4. Pin and sew into half blocks. Press seams in alternating directions for each half block. Make two half blocks.
5. Pin and sew half blocks together to complete the block. Press seam open.



Alternate Four Block Option



TIPS:

Combine with other GO! Qube Mix & Match 6" Quilt Blocks such as Louisiana or Two by Two.