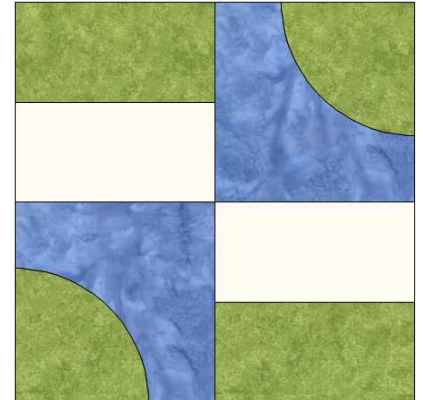






GO! Drunkard's Lane Finished Block Size 6" x 6" 6" Block Pattern

For use with GO! Qube™ Mix & Match 6" Block (55775)
and GO! Qube™ 6" Companion Set-Classics (55779)



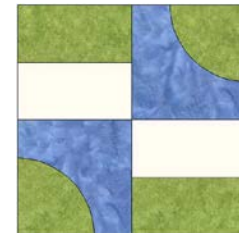
Fabric Color	Shape & #	GO! Dies Used	Number of Shapes to Cut	Fabric Required for One Block
Blue	 11	GO! Drunkard's Path-Arc Shape-3" Finished (55737)	2	1/4 yard
Green	 8	GO! Rectangle-2" x 3½" (1½" x 3" Finished) (55158)	2	1/4 yard
Green	 12	GO! Drunkard's Path-Quarter Circle-3" Finished (55741)	2	Yardage included above
White	 8	GO! Rectangle-2" x 3½" (1½" x 3" Finished) (55158)	2	1/4 yard

Block Sewing Directions

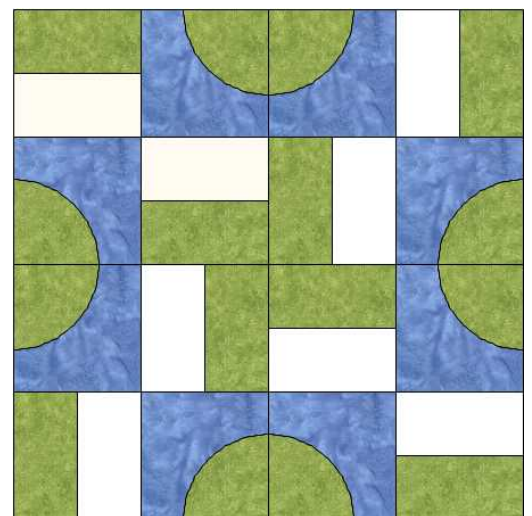
1. Pin and sew one green quarter circle and one blue 3" finished arc shape together as shown. Press seam toward the blue arc shape. Make two drunkard's path quarter block units.
2. Pin and sew one white and one green 1½" x 3" finished rectangle together into a quarter block as shown. Press seam toward the green rectangle. Make two rectangle quarter block units.
3. Lay out two drunkard's path quarter block units and two rectangle quarter block units as shown.



4. Pin and sew into half blocks. Press seams in alternating directions for each half block. Make two half blocks.
5. Pin and sew half blocks together to complete the block. Press seam open.



Alternate Four Block Option



TIPS:

Combine with other GO! Qube Mix & Match 6" Quilt Blocks such as Dutchman's Puzzle or 4-Patch.