







GO! Drunkard's Thoroughfare 6" Block Pattern

Finished Block Size 6" x 6"

For use with GO! Qube™ Mix & Match 6" Block (55775)
and GO! Qube™ 6" Companion Set-Classics (55779)



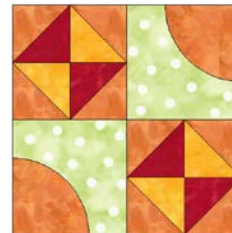
Fabric Color	Shape & #	GO! Dies Used	Number of Shapes to Cut	Fabric Required for One Block
Red	 5	GO! Half Square Triangle-1½" Finished Square (55705)	4	1/4 yard
Light Orange	 5	GO! Half Square Triangle-1½" Finished Square (55705)	4	1/4 yard
Orange	 5	GO! Half Square Triangle-1½" Finished Square (55705)	8	1/4 yard
Orange	 12	GO! Drunkard's Path-Quarter Circle-3" Finished (55741)	2	Yardage included above
Light Green	 11	GO! Drunkard's Path-Arc Shape-3" Finished (55737)	2	1/4 yard

Block Sewing Directions


1. Pin and sew one orange quarter circle and one light green 3" finished arc shape together as shown. Press seam toward the light green arc shape. Make two drunkard's path quarter block units.
2. Pin and sew one orange and one red 1½" finished half square triangle (HST) together as shown. Press seam toward red triangle. Make four red HST units.



3. Pin and sew one light orange and one orange 1½" finished HST together as shown. Press seam toward light orange triangle. Make four light orange HST units.
4. Pin and sew two red and two light orange HST units together as shown. Press seams open. Make two combined HST quarter blocks.
5. Lay out two drunkard's path quarter block units and two HST quarter block units as shown.
6. Pin and sew into half blocks. Press seams in alternating directions for each half block. Make two half blocks.
7. Pin and sew half blocks together to complete the block. Press seam open.



Alternate Four Block Option



TIPS:

Combine with other GO! Qube Mix & Match 6" Quilt Blocks such as Broken Dishes or Broken Sash.