







GO! Drunkard's Passage Finished Block Size 6" x 6" 6" Block Pattern

For use with GO! Qube™ Mix & Match 6" Block (55775)
and GO! Qube™ 6" Companion Set-Classics (55779)



Fabric Color	Shape & #	GO! Dies Used	Number of Shapes to Cut	Fabric Required for One Block
Pink	 5	GO! Half Square Triangle-1½" Finished Square (55705)	4	1/4 yard
Pink	 11	GO! Drunkard's Path-Arc Shape-3" Finished (55737)	2	Yardage included above
Green	 5	GO! Half Square Triangle-1½" Finished Square (55705)	4	1/4 yard
Green	 12	GO! Drunkard's Path-Quarter Circle-3" Finished (55741)	2	Yardage included above
White	 5	GO! Half Square Triangle-1½" Finished Square (55705)	8	1/4 yard

Block Sewing Directions

1. Pin and sew one green quarter circle and one pink 3" finished arc shape together as shown. Press seam toward the pink arc shape. Make two drunkard's path quarter block units.
2. Pin and sew one green and one white 1½" finished half square triangle (HST) together as shown. Press seam toward green triangle. Make four green HST units.




3. Pin and sew one pink and one white 1½" finished HST together as shown. Press seam toward pink triangle. Make four light pink HST units.



4. Pin and sew two green and two pink HST units together as shown. Press seams open. Make two combined HST quarter blocks.

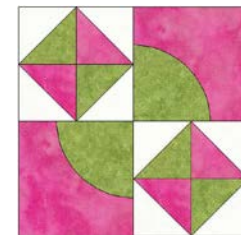


5. Lay out two drunkard's path quarter block units and two HST quarter block units as shown.

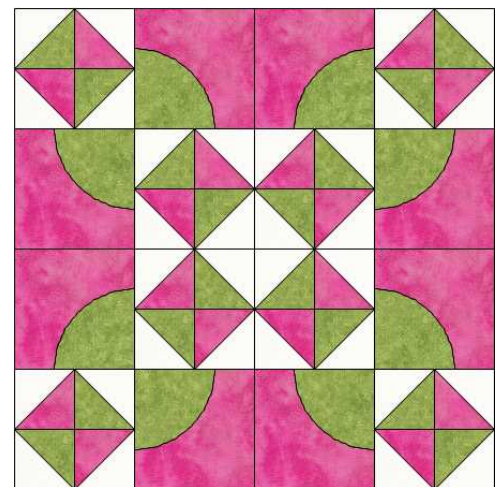


6. Pin and sew into half blocks. Press seams in alternating directions for each half block. Make two half blocks.

7. Pin and sew half blocks together to complete the block. Press seam open.



Alternate Four Block Option



TIPS:

Combine with other GO! Qube Mix & Match 6" Quilt Blocks such as Double Cross or Old Maid's Puzzle.