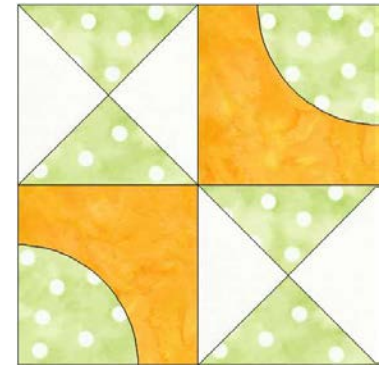






GO! Drunkard's Street Finished Block Size 6" x 6" 6" Block Pattern

For use with GO! Qube™ Mix & Match 6" Block (55775)
and GO! Qube™ 6" Companion Set-Classics (55779)



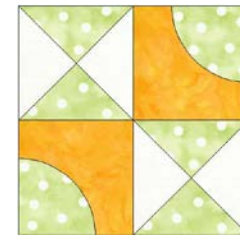

Fabric Color	Shape & #	GO! Dies Used	Number of Shapes to Cut	Fabric Required for One Block
Orange	 11	GO! Drunkard's Path-Arc Shape-3" Finished (55737)	2	1/4 yard
Light Green	 4	GO! Quarter Square Triangle-3" Finished Square (55704)	4	1/4 yard
Light Green	 12	GO! Drunkard's Path-Quarter Circle-3" Finished (55741)	2	Yardage included above
White	 4	GO! Quarter Square Triangle-3" Finished Square (55704)	4	1/4 yard

Block Sewing Directions

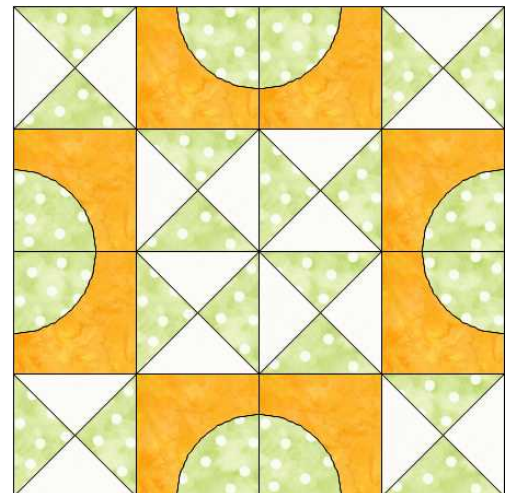
1. Pin and sew one light green quarter circle and one orange 3" finished arc shape together as shown. Press seam toward the orange arc shape. Make two drunkard's path quarter block units.
2. Pin and sew two white and two light green 3" finished quarter square triangles (QST) together as shown. Press seams toward green triangles. Make two QST quarter block units.



3. Lay out two drunkard's path quarter block units and two QST quarter block units as shown.
4. Pin and sew into half blocks. Press seams in alternating directions for each half block. Make two half blocks.
5. Pin and sew half blocks together to complete the block. Press seam open.



Alternate Four Block Option



TIPS:

Combine with other GO! Qube Mix & Match 6" Quilt Blocks such as Flying Triangles or Yankee Puzzle No. 2.