





## GO! Drunkard's Track Finished Block Size 6" x 6" 6" Block Pattern

For use with GO! Qube™ Mix & Match 6" Block (55775)  
and GO! Qube™ 6" Companion Set-Classics (55779)




Fabric Color	Shape & #	GO! Dies Used	Number of Shapes to Cut	Fabric Required for One Block
Red	 11	GO! Drunkard's Path-Arc Shape-3" Finished (55737)	2	1/4 yard
Green	 1	GO! Square-3½" (3" Finished) (55701)	2	1/4 yard
White	 12	GO! Drunkard's Path-Quarter Circle-3" Finished (55741)	2	1/4 yard

### Block Sewing Directions

1. Pin and sew one white quarter circle and one red 3" finished arc shape together as shown. Press seam toward the red arc shape. Make two drunkard's path quarter block units.
2. Lay out two drunkard's path quarter block units and two green 3" finished squares as shown.
3. Pin and sew into half blocks. Press seams in alternating directions for each half block. Make two half blocks.
4. Pin and sew half blocks together to complete the block. Press seam open.



Alternate Four Block Option



**TIPS:**

Combine with other GO! Qube Mix & Match 6" Quilt Blocks such as Double 4-Patch or Flashing Windmills.