







GO! Drunkard's Roadway

6" Block Pattern

Finished Block Size 6" x 6"

For use with GO! Qube™ Mix & Match 6" Block (55775)
and GO! Qube™ 6" Companion Set-Classics (55779)




Fabric Color	Shape & #	GO! Dies Used	Number of Shapes to Cut	Fabric Required for One Block
Orange	 2	GO! Square-2" (1½" Finished) (55702)	2	1/4 yard
Orange	 12	GO! Drunkard's Path-Quarter Circle-3" Finished (55741)	2	Yardage included above
Dark Blue	 3	GO! Half Square Triangle-3" Finished Square (55703)	2	1/4 yard
Dark Blue	 11	GO! Drunkard's Path-Arc Shape-3" Finished (55737)	2	Yardage included above
White	 5	GO! Half Square Triangle-1½" Finished Square (55705)	4	1/4 yard

Block Sewing Directions


1. Pin and sew one orange quarter circle and one dark blue 3" finished arc shape together as shown. Press seam toward the dark blue arc shape. Make two drunkard's path quarter block units.
2. Pin and sew one white 1½" finished half square triangle (HST) to side and bottom of one orange 1½" finished square as shown. Press seams toward added triangles. Make two combined triangle units.



3. Pin and sew one dark blue 3" finished HST and one combined triangle unit together as shown. Press seams toward dark blue triangle. Make two triangle quarter block units.
4. Lay out two drunkard's path quarter block units and two triangle quarter block units as shown.
5. Pin and sew into half blocks. Press seams in alternating directions for each half block. Make two half blocks.
6. Pin and sew half blocks together to complete the block. Press seam open.



Alternate Four Block Option



TIPS:

Combine with other GO! Qube Mix & Match 6" Quilt Blocks such as Jewel Box or Spinner.