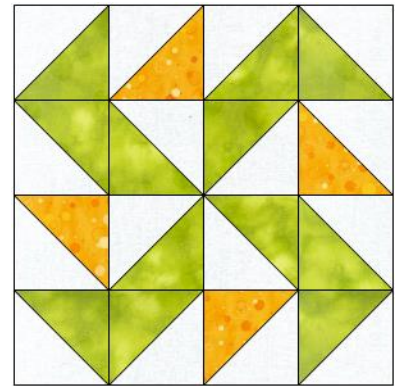





GO! Yankee Puzzle No. 1 8" Block Pattern



Finished Block Size 8" x 8"



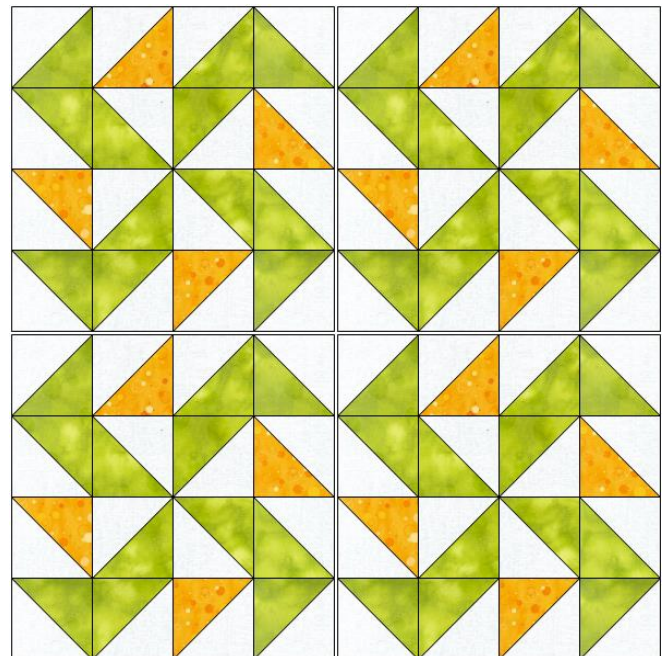
GO!® Dies Used, Number of Shapes to Cut & Fabric Requirements

Fabric Color	Shape	GO! Dies Used	Number of Shapes to Cut	Fabric Required for One Block
White		GO! Half Square Triangle-2" Finished Square Multiples (55063) or GO! Value Die (55018)	16	1/8 yard
Green		GO! Half Square Triangle-2" Finished Square Multiples (55063) or GO! Value Die (55018)	12	1/8 yard
Orange		GO! Half Square Triangle-2" Finished Square Multiples (55063) or GO! Value Die (55018)	4	1/8 yard

Block Sewing Directions

1. Pin and sew one white and one green 2" finished half square triangle (HST) together as shown. Press seam toward green triangle. Make twelve HST units. 
2. Pin and sew one white and one orange 2" finished HSTs together as shown. Press seam toward orange triangle. Make four HST units. 
3. Lay out HST units following block diagram.
4. Pin and sew units into rows. Press seams in opposite directions for alternating rows.
5. Pin and sew rows together to complete block. Press seams open.

Alternate Four Block Option



TIPS: Combine with other GO! Mix & Match Quilt Blocks such as Mill Wheel or Turnstile.