






GO! Simplicity 8" Block Pattern




Finished Block Size 8" x 8"




GO!® Dies Used, Number of Shapes to Cut & Fabric Requirements

Fabric Color	Shape	GO! Dies Used	Number of Shapes to Cut	Fabric Required for One Block
Light Blue		GO! Half Square Triangle-2" Finished Square Multiples (55063) or GO! Value Die (55018)	16	1/8 yard
Blue		GO! Half Square Triangle-2" Finished Square Multiples (55063) or GO! Value Die (55018)	6	1/8 yard
Orange		GO! Half Square Triangle-2" Finished Square Multiples (55063) or GO! Value Die (55018)	6	1/8 yard
Light Orange		GO! Half Square Triangle-2" Finished Square Multiples (55063) or GO! Value Die (55018)	4	1/8 yard

Block Sewing Directions

1. Pin and sew one blue and one light blue 2" finished half square triangle (HST) together as shown. Press seam toward blue triangle. Make six HST units. 
2. Pin and sew one light blue and one orange 2" finished HSTs together as shown. Press seam toward orange triangle. Make six HST units. 
3. Pin and sew one light blue and one light orange 2" finished HSTs together as shown. Press seam toward light orange triangle. Make four HST units. 
4. Lay out HST units following block diagram.
5. Pin and sew units into rows. Press seams in opposite directions for alternating rows.
6. Pin and sew rows together to complete block. Press seams open.

Alternate Four Block Option



TIPS:

Combine with other GO! Mix & Match Quilt Blocks such as *Susannah* or *Flying X*.