


GO! Hovering Hawks 8" Block Pattern



Finished Block Size 8" x 8"




GO!® Dies Used, Number of Shapes to Cut & Fabric Requirements

Fabric Color	Shape	GO! Dies Used	Number of Shapes to Cut	Fabric Required for One Block
White		GO! Half Square Triangle-2" Finished Square Multiples (55063) or GO! Value Die (55018)	4	1/8 yard
White		GO! Square-2½" (2" Finished) Multiples (55059) or GO! Value Die (55018)	2	Yardage included above
Blue		GO! Half Square Triangle-2" Finished Square Multiples (55063) or GO! Value Die (55018)	10	1/8 yard
Blue		GO! Square-2½" (2" Finished) Multiples (55059) or GO! Value Die (55018)	4	Yardage included above
Orange		GO! Half Square Triangle-2" Finished Square Multiples (55063) or GO! Value Die (55018)	6	1/8 yard

Block Sewing Directions

1. Pin and sew one orange and one blue 2" finished half square triangle (HST) together as shown. Press seam toward blue triangle. Make six half square triangle units. 
2. Pin and sew one white and one blue 2" finished HST together as shown. Press seam toward blue HST. Make four HST units. 
3. Lay out HST units, four blue 2" finished squares and two white 2" finished squares following block diagram.
4. Pin and sew units into rows. Press seams in opposite directions for alternating rows.
5. Pin and sew rows together to complete block. Press seams open.

Alternate Four Block Option



TIPS: Twist and turn blocks for interesting and colorful geometric combinations.