





## GO! 4-Patch Variation Block Pattern

Finished Block Size 8" x 8"



### GO!® Dies Used, Number of Shapes to Cut & Fabric Requirements

Fabric Color	Shape	GO! Dies Used	Number of Shapes to Cut	Fabric Required for One Block
White		GO! Half Square Triangle-2" Finished Square (55018)	8	1/8 yard
Blue		GO! Square on Point-3 1/4" (2 3/4" Finished) (55317)	2	1/8 yard
Blue Dot		GO! Square-4 1/2" (GO! Value Die) (55018)	2	1/4 yard

### Block Sewing Directions

1. Pin and sew one white 2" finished half square triangle (HST) to each side of one blue 3 1/4" square on point as shown. Press seams toward HSTs. Make two combined units.




2. Pin and sew one blue 4 1/2" square and one combined unit into a half block as shown. Press seams toward square. Make two half blocks.



3. Pin and sew half blocks together as shown to complete block. Press seams open or using pinwheel method.



### Alternate Four Block Option



### TIPS:

Combine with other GO! Mix & Match Quilt Blocks such as Triangles and Squares.