





GO! Two by Two Block Pattern

Finished Block Size 8" x 8"

GO!® Dies Used, Number of Shapes to Cut & Fabric Requirements




Fabric Color	Shape	GO! Dies Used	Number of Shapes to Cut	Fabric Required for One Block
Blue		GO! Rectangle-2½" x 4½" (2" x 4" Finished) (55159)	4	1/8 yard
Green		GO! Rectangle-2½" x 4½" (2" x 4" Finished) (55159)	2	1/8 yard
Green		GO! Rectangle-2½" x 4½" (2" x 4" Finished) (55159)	2	1/8 yard

Block Sewing Directions

1. Pin and sew one blue and one green rectangle together into quarter blocks as shown. Make two. Press seams toward blue rectangles.



2. Pin and sew one blue and one green dot rectangle together into quarter blocks as shown. Make two. Press seams toward blue rectangles.




3. Pin and sew two quarter blocks into two half blocks. Press seams open. Make two.



4. Sew half blocks together to complete block. Press seams open.



Alternate Four Block Option



TIPS:

Combine with other GO! Mix & Match Quilt Blocks such as Louisiana or Clay's Choice.