





## GO! Uneven 9-Patch Block Pattern

Finished Block Size 8" x 8"

**GO!® Dies Used, Number of Shapes to Cut & Fabric Requirements**




Fabric Color	Shape	GO! Dies Used	Number of Shapes to Cut	Fabric Required for One Block
Blue		GO! Square-4½" (GO! Value Die) (55018)	1	1/4 yard
Green		GO! Square-2 ½" (GO! Value Die) (55018)	4	1/8 yard
White		GO! Rectangle-2½" x 4½" (2" x 4" Finished) (55159)	4	1/8 yard

### Block Sewing Directions

1. Pin and sew one white rectangle to each side of one blue 4½" square as shown. Press seams toward square.
2. Pin and sew one green 2½" square to each side of one white rectangle as shown. Make two combined units.
3. Pin and sew one combine unit to top and bottom of block center to complete block. Press seams open.



### Alternate Four Block Option



### TIPS:

Combine with other GO! Mix & Match Quilt Blocks such as Flying X or Diamond Star.