




GO! Mill Wheel 8" Block Pattern

Finished Block Size 8" x 8"



GO!® Dies Used, Number of Shapes to Cut & Fabric Requirements




Fabric Color	Shape	GO! Dies Used	Number of Shapes to Cut	Fabric Required for One Block
Blue		GO! Half Square Triangle-4" Finished Square (55031)	4	1/4 yard
Floral		GO! Half Square Triangle-4" Finished Square (55031)	4	1/4 yard

Block Sewing Directions

1. Pin and sew one blue and one floral 4" finished half square triangle (HST) right sides together as shown. Press seams toward blue triangle. Make four HST units.
2. Lay out four HST units as shown. Pin and sew into half blocks. Press seams toward floral triangle quarter block units. Make two half blocks.
3. Pin and sew half blocks together to complete block. Press seams using pinwheel method.



Alternate Four Block Option



TIPS:

Combine with other GO! Mix & Match Quilt Blocks such as Uneven 9-Patch or Depression.