







GO! Mosaic No. 13 8" Block Pattern

Finished Block Size 8" x 8"



GO!® Dies Used, Number of Shapes to Cut & Fabric Requirements


Fabric Color	Shape	GO! Dies Used	Number of Shapes to Cut	Fabric Required for One Block
White		GO! Quarter Square Triangle-4" Finished Square (55316 or 55047)	4	1/8 yard
White		GO! Half Square Triangle-2" Finished Square Multiples (55063) or GO! Value Die (55018)	4	Yardage included above
Pink		GO! Half Square Triangle-2" Finished Square Multiples (55063) or GO! Value Die (55018)	4	1/4 yard
Blue Dot		GO! Half Square Triangle-2" Finished Square Multiples (55063) or GO! Value Die (55018)	4	1/8 yard
Blue		GO! Parallelogram 45°-2 3/4" x 3 1/2" Sides (2 1/16" x 2 13/16" Finished) (55318)	4 as shown	1/8 yard
Green		GO! Half Square Triangle-2" Finished Square Multiples (55063) or GO! Value Die (55018)	4	1/8 yard

Block Sewing Directions

1. Pin and sew one white and one pink 2" finished half square triangle (HST) together as shown. Press seams toward pink triangle. Make four HST units.
2. Pin and sew one HST unit and one blue dot 2" finished HST together as shown. Press seams toward blue dot triangle. Make four combined HST units.
3. Pin and sew one green 2" finished HST and one blue parallelogram together as shown. Press seams toward parallelogram. Make four combined parallelogram units.
4. Pin and sew one combined HST unit and one combined parallelogram unit together as shown. Press seams open. Make four quarter block units.



Alternate Four Block Option



5. Pin and sew four quarter block units together as shown stopping stitching $\frac{1}{4}$ " from outer edges (away from block center). Press seams open.
6. Pin and sew one white 4" finished quarter square triangle (QST) to sides of block with Y-seams to complete block. Press seams toward white triangles.

**TIPS:**

Combine with other GO! Mix & Match Quilt Blocks such as Clay's Choice or Windmill Variation.