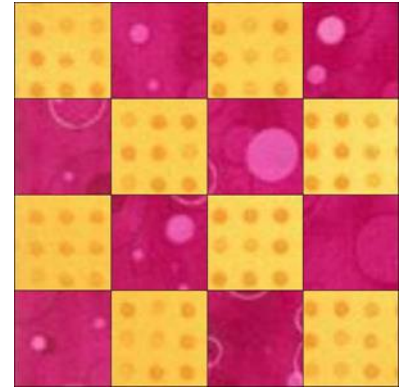




## GO! Sixteen Patch 8" Block Pattern

Finished Block Size 8" x 8"




### GO!® Dies Used, Number of Shapes to Cut & Fabric Requirements


Fabric Color	Shape	GO! Dies Used	Number of Shapes to Cut	Fabric Required for One Block
Orange		GO! Square-2½" (2" Finished Multiples (55059) or GO! Value Die (55018)	8	1/8 yard
Pink		GO! Square-2½" (2" Finished Multiples (55059) or GO! Value Die (55018)	8	1/8 yard

### Block Sewing Directions

1. Lay out eight orange and eight pink 2" finished squares as shown.
2. Pin and sew into rows. Press seams toward pink squares.
3. Pin and sew rows together to complete block. Press seams open.



### Alternate Four Block Option



### TIPS:

Consider using this block in a checkerboard block design with various other blocks for a sampler.