


GO! Spinner 8" Block Pattern

Finished Block Size 8" x 8"

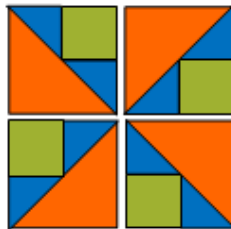


GO!® Dies Used, Number of Shapes to Cut & Fabric Requirements


Fabric Color	Shape	GO! Dies Used	Number of Shapes to Cut	Fabric Required for One Block
Orange		GO! Half Square Triangle-4" Finished Square (55031)	4	1/4 yard
Blue		GO! Half Square Triangle-2" Finished Square Multiples (55063) or GO! Value Die (55018)	8	1/8 yard
Green		GO! Square-2½" (2" Finished) Multiples (55059) or GO! Value Die (55018)	4	1/8 yard

Block Sewing Directions

1. Pin and sew one blue 2" finished half square triangle (HST) to side and bottom of one green 2" finished square as shown. Press seams toward square. Make four combined units.
2. Pin and sew one orange 4" finished HST and one combined unit together as shown. Press seam toward orange triangle. Make four quarter block units.
3. Pin and sew two quarter blocks together into half blocks as shown. Press seam open. Make two half blocks.
4. Pin and sew half blocks together to complete block. Press seam open.



Alternate Four Block Option



TIPS:

Combine with other GO! Mix & Match Quilt Blocks such as *Flashing Windmills* or *Simplicity*.