




## GO! 4-Patch 8" Block Pattern

Finished Block Size 8" x 8"



### GO!® Dies Used, Number of Shapes to Cut & Fabric Requirements


Fabric Color	Shape	GO! Dies Used	Number of Shapes to Cut	Fabric Required for One Block
Green		GO! Square-4½" (4" Finished) Multiples (55060) or GO! Value Die (55018)	2	1/8 yard
Orange		GO! Square-4½" (4" Finished) Multiples (55060) or GO! Value Die (55018)	2	1/8 yard

### Block Sewing Directions

1. Pin and sew two green and two orange 4" finished squares together into a 4-patch as shown. Make one 4-patch unit. Press seams open.



### Alternate Four Block Option



**TIPS:** Combine with other GO! Mix & Match Quilt Blocks such as Road to Oklahoma or Clay's Choice.