






GO! On the Dotted Line Finished Block Size 8" x 8" 8" Block Pattern

For use with GO! Qube™ Mix & Match 8" Block (55776)
and GO! Qube™ 8" Companion Set-Classics (55780)



Fabric Color	Shape & #	GO! Dies Used	Number of Shapes to Cut	Fabric Required for One Block
Orange	 10	GO! Signature Block-4" Finished (55730)	2	1/8 yard
Green	 3	GO! Half Square Triangle-4" Finished Square (55710)	2	1/4 yard
Blue	 3	GO! Half Square Triangle-4" Finished Square (55710)	2	1/4 yard
White	 5	GO! Half Square Triangle-2" Finished Square (55712)	4	1/8 yard

Block Sewing Directions

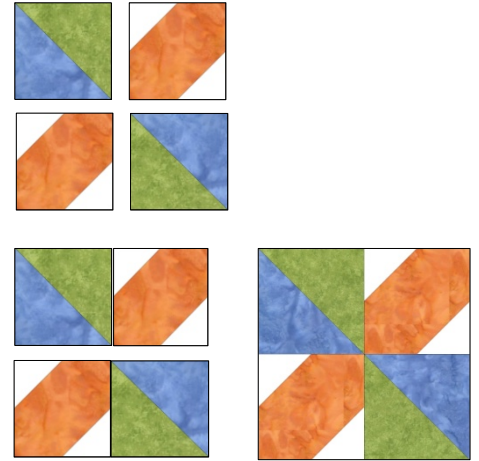
1. Pin and sew one white 2" finished half square triangle (HST) on either side of an orange signature block as shown. Press seams toward the white triangles. Make two signature block units.




2. Pin and sew one green and one blue 4" finished HST together as shown. Press seam toward green triangle. Make two HST units.



3. Lay out two signature block units and two HST units as shown.
4. Pin and sew into half blocks. Press seams toward rectangle quarter block units. Make two half blocks.
5. Pin and sew half blocks together to complete the block. Press seam open.



Alternate Four Block Option



TIPS:

Combine with other GO! Qube Mix & Match 8" Quilt Blocks such as Diamond Star or Depression.